



Industrial Engine C4.4 ACERT™
61.5-74.5 bkW
82.5-99.9 bhp **2200 rpm**




Image shown
may not reflect
actual engine

CATERPILLAR® ENGINE SPECIFICATIONS

I-4, 4-Stroke-Cycle Diesel

Bore..... 105 mm (4.13 in.)
Stroke..... 127 mm (5.0 in.)
Displacement..... 4.4 L (269 in³)
Aspiration..... Turbocharged
Compression Ratio..... 16.2:1
Combustion System..... Direct Injection
Rotation (from flywheel end) ... Counterclockwise
Capacity for Liquids
Cooling System (engine only) . . 7 L (7.4 U.S. qts.)
Lube Oil System
(refill) typical up to 11 L (11.6 U.S. qts.)
dependent on sump option
and gradeability requirements
Engine Weight, Net Dry (approximate)
with standard equipment . . . 360 kg (793.7 lbs.)

FEATURES

Emissions

Meets Tier 3, Stage IIIA emissions requirements. Tier 3 refers to EPA (U.S.) standards. Stage IIIA refers to European standards.

Reliable and Durable Power

Diesel tough components and conservative speed for smooth operation and long engine life. Factory-designed systems built at Caterpillar ISO 9001:2000 certified facilities.

High Performance

With maximum torque levels maintained, the C4.4 ACERT™ engine provides class-leading power take-off capability.

Clean and Quiet Power

Cleaner, meeting EPA Tier 3 U.S. standards and Stage IIIA European Union emissions standards.

Easy Low-Cost Maintenance

Convenient positioning of service points for easy accessibility. Service intervals set at 500 hours as standard.

Web Site

For additional information on all your power requirements, visit www.cat-industrial.com.

STANDARD ENGINE EQUIPMENT

Air Inlet

Inlet manifold with choice of inlets

Control System

Alternators
Starter motors
Control panels
Glow plugs for cold start aids

Cooling System

Fan drives and locations

Flywheels and Flywheel Housing

SAE No. 3 flywheel housing
Flywheel and starter rings

Fuel System

Fuel filter positions

Lube System

Lubricating oil filters and breathers
Oil filter positions
Lubricating oil sumps

Power Take Off

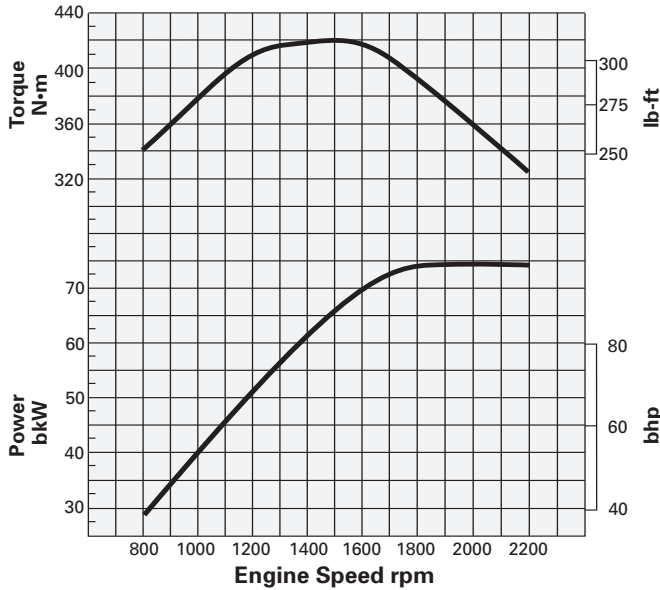
SAE B PTO

General

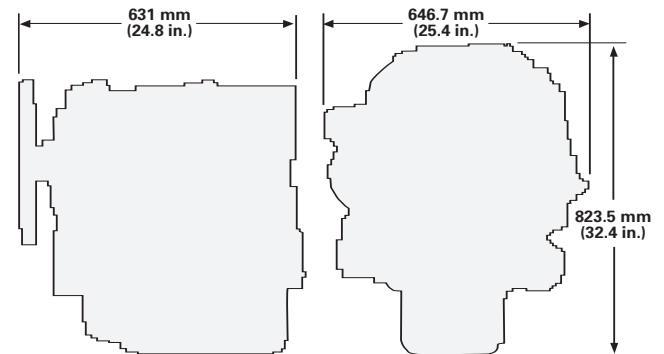
Timing case and gear-driven auxiliaries
Belt-driven auxiliaries
Engine mountings
Gauges
Displays
Power and torque curve tailoring

PERFORMANCE DATA

Turbocharged — 2200 rpm



DIMENSIONS



Length	631 mm (24.8 in.)
Width	646.7 mm (25.4 in.)
Height	823.5 mm (32.4 in.)

Note: Dimensions depend on final specifications.

Unbalanced

	Speed rpm	Power kW	Torque N-m	Power bhp	Torque lb-ft
Highest Rating	2200	74.5	323	99.9	238.2
Peak Torque	1400	61.6	420	82.6	309.8

Gross Intermittent Power = SAE J1995

Other ratings are available.

Lower power ratings should not be read from these curves.

RATING DEFINITIONS AND CONDITIONS

IND-C (Intermittent) is the horsepower and speed capability of the engine where maximum power and/or speed are cyclic (time at full load not to exceed 50%).

Additional ratings are available for specific customer requirements. Consult your Caterpillar dealer.

Rating Conditions for Diesel Engines — up to 6.6 liter are based on ISO/TR14396, inlet air standard conditions with a total barometric pressure of 100 kPa (29.5 in. Hg), with a vapor pressure of 1 kPa (.295 in. Hg), and 25°C (77°F). Performance is measured using fuel to specification EPA 2D 89.330-96 with a density of 0.845-0.850 kg/L @ 15°C (59°F) and fuel inlet temperature 40°C (104°F).